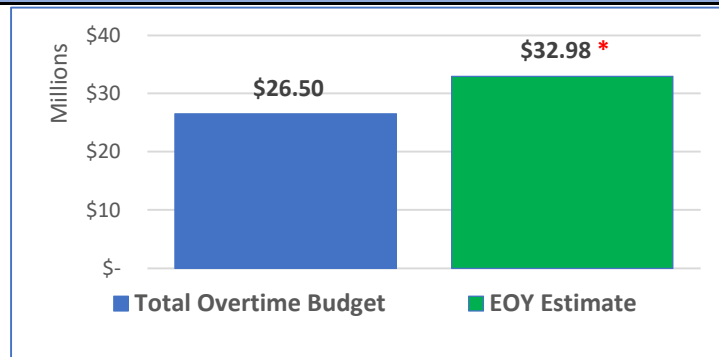


Dallas Police Department Dashboard 9/30/2020

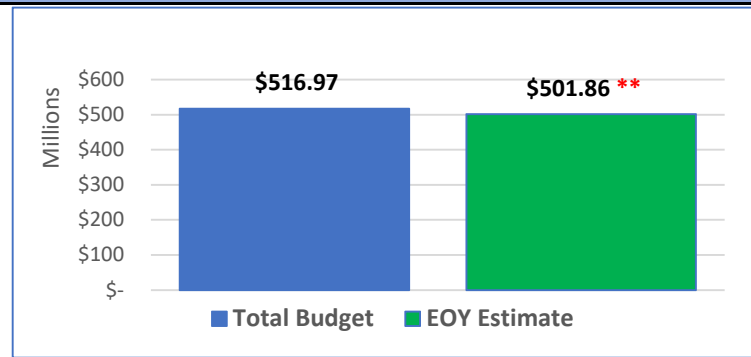
FY19-20 BUDGET

CRIME REPORTING*****

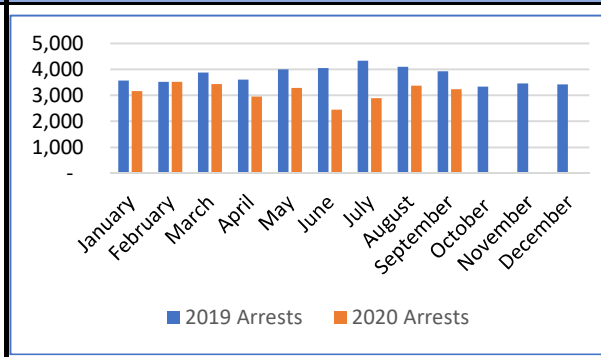
Sworn Overtime



Total Budget



Total Arrests



Year to Date Crime (NIBRS)

January 1, 2020 - September 30, 2020

Offense	2020	2019	Count DIFF	% Change	Clearance Rate
Assault Offenses	21,926	21,211	715	3.4%	60.1%
Agg Assault FV	1,424	1,321	103	7.8%	
Simple Assault FV	8,466	8,419	47	0.6%	
Homicide Offenses	179	169	10	5.9%	73.7%
Human Trafficking	16	28	-12	-42.9%	71.4%
Kidnapping / Abduction	121	53	68	128.3%	72.5%
Sex Offenses, Forcible	517	651	-134	-20.6%	71.6%
Sex Offenses, Nonforcible	-	3	-3	-	-
Sub-Total	22,759	22,115	644	2.9%	60.6%
Arson	137	125	12	9.6%	3.7%
Bribery	4	2	2	-	50.0%
Burglary / Breaking & Entering	5,965	6,521	-556	-8.5%	6.5%
Counterfeiting / Forgery	384	572	-188	-32.9%	30.3%
Destruction / Vandalism	8,162	7,884	278	3.5%	9.2%
Embezzlement	157	290	-133	-45.9%	23.6%
Extortion / Blackmail	4	11	-7	-63.6%	25.0%
Fraud	1,269	1,283	-14	-1.1%	51.9%
Larceny / Theft	19,767	20,491	-724	-3.5%	6.6%
Motor Vehicle Theft	7,933	8,225	-292	-3.6%	10.0%
Robbery	2,523	3,513	-990	-28.2%	21.0%
Sub-Total	46,305	48,917	-2,612	-5.3%	10.0%
Animal Cruelty	85	108	-23	-21.3%	11.8%
Drug / Narcotics	4,879	3,882	997	25.7%	80.6%
Gambling	53	20	33	165.0%	0.0%
Pornography / Obscene Material	32	82	-50	-61.0%	46.9%
Prostitution Offenses	398	532	-134	-25.2%	92.2%
Weapon Law Violations	1,500	1,129	371	32.9%	69.8%
Sub-Total	6,947	5,753	1,194	20.8%	77.3%
Total	76,011	76,785	-774	-1.0%	30.3%

SWORN STAFFING AND HIRING

PATROL PERFORMANCE

YEAR TO DATE

Function	2020 Assigned	2019 Assigned	2018 Assigned
CBD	104	101	95
Central	176	185	189
NE	353	315	309
SE	314	297	307
SW	288	270	286
NW	248	237	217
NC	182	182	182
SC	322	285	305
Nuisance Abatement	6	8	3
Patrol Total	1,993	1,880	1,893
Administrative***	512	592	477
Investigations & Tactical	644	629	644
Total	3,149	3,101	3,014

Crime Change by Division				Response time	
Person	Property	MTD Total	YTD Total	Priority 1	Priority 2
-8.56%	-5.99%	-9.40%	-5.00%	6.83	20.83
4.01%	-1.26%	-3.83%	1.74%	8.70	26.79
5.05%	-6.43%	-6.80%	0.28%	8.86	31.97
4.11%	-1.84%	-6.56%	1.41%	8.10	24.08
-2.87%	-9.12%	-7.33%	-5.91%	7.61	21.15
6.23%	-4.32%	-5.37%	-0.01%	8.58	23.18
6.24%	-9.25%	0.92%	-0.30%	7.88	22.54

*CBD crime and response time data included in Central

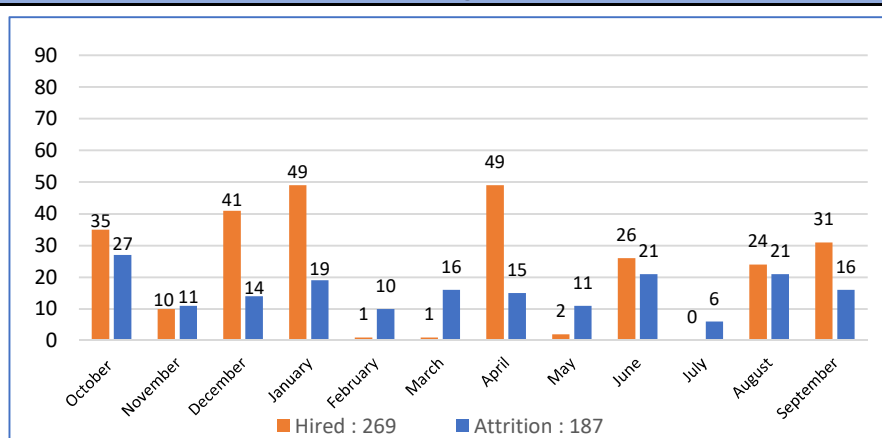
INTERNAL AFFAIRS

Complaint Type	2020 YTD	2019 YTD	% Change
Investigations Completed	230	197	16.8%
Use of Force Complaints Received	23	19	21.1%
Investigations Over 200 Days *****			
Active Investigations	6	Awaiting Chief of Police Hearing	2
Investigation suspended	9	Awaiting Bureau Chief Hearing	17
Awaiting Corrective Action	34	Total	68

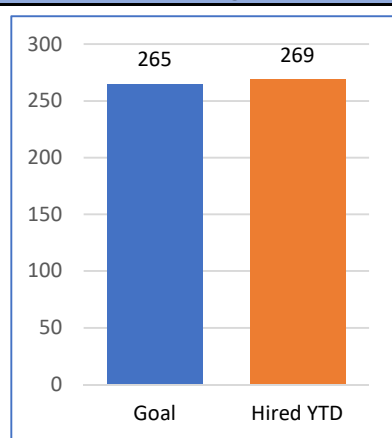
COMMUNICATIONS

911 Call Center Information			
911 Calls YTD	Sept. Avg Answer	Sept. Service Level	
1,442,894	122.4 Seconds	59.94%	
911 Operator Staffing			
Trainee	Operator	Actual	Authorized
8	65	73	98

FY 19-20 Hiring and Attrition



FY19-20 Hiring Goal : 265



Top 911 Calls

Type	Calls YTD	September-2020	September-2019
Major Disturbance	86,579	8,809	9,910
Other Incidents****	44,369	4,851	5,266
Other Escalated*****	41,968	4,698	4,859
Suspicious Person	21,286	2,000	2,601
Minor Accident	19,788	2,125	2,712
Business Alarm	14,120	1,301	1,803
Major Accident	11,960	1,325	1,490
Loud Music	18,068	2,008	1,407
Burg Motor Veh	3,122	280	953
Crisis Intervention	7,871	908	875
911 Hang-up	6,047	695	747

Dispatched Calls and Response Time

Date	Priority 1 Response Time	Priority 2 Response Time	Priority 3 Response Time	Priority 4 Response Time	Dispatched 911 Calls
Sep-20	7.72	26.52	99.89	143.89	46,433
YTD 2020	8.14	24.69	84.24	116.76	432,743
Sep-19	8.51	24.60	84.42	123.28	52,136
YTD 2019	8.34	22.15	71.71	103.00	469,556

Notes:

*DPD' Sworn overtime budget overage is primarily attributable to protests, the tornado, and COVID related activities.

** In FY20, DPD is expected to receive a total of \$27,992,608 in Coronavirus Relief Funds. Of the \$28m, \$26,922,000 are personnel expenses and \$1,070,608 is in supplies.

*** Administrative includes Office of the Chief of Police, and Police Academy Trainees (177). 2020 Data is YTD. 2019 and 2018 data is preliminary.

**** Other Incident Calls - used when a call is received but does not fit into any other category of signals. Ex. harassing phone calls, criminal trespass, death notifications

***** Other Escalated Calls - used when a call is received but does not fit into any other category of signals and is a priority in nature. Ex. person walking on the shoulder of freeway, suspicious activity that could lead to an offense

***** Crime reporting now includes NIBRS data. Clearance rate data is preliminary.

***** Investigations suspended : Awaiting criminal investigation. Awaiting Corrective Action: Cases not involving suspension or termination .